

DISPLAY SETTINGS

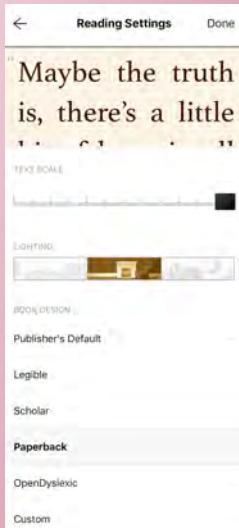
Tap the button with 3 bars to open the menu



- THE CHILD
- Search
- Chapters
- Bookmarks
- History
- Reading Settings
- Tips & Secrets

Tap "Reading Settings"

Slide the "Text Scale" bar to change the size



Tap a "Lighting" button to change colour

Tap a "Book Design" to change the font

REQUIREMENTS

- Active library card
- iPad or iPhone
- Apple ID

Need Help?

- ffpltc.ca
- (807) 274 9879
- 601 Reid Avenue
Fort Frances, Ontario
- ffpltc@gmail.com

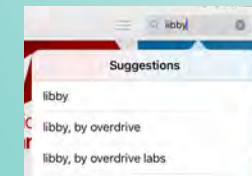


LIBBY



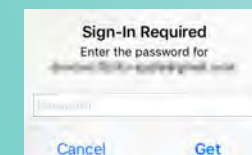

INSTALLATION

Open the App Store



Search for "libby" and tap to select it

Tap "Get" and then "Install"



Enter your password, then tap "Get"

GETTING STARTED

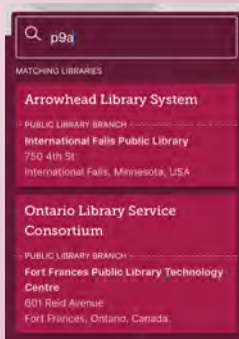
Open Libby
Tap "Hi!"



Back
Search Libraries
Sign In With OverDrive

Tap "Search Libraries"

Enter your postal code



Tap "Ontario Library Service Consortium"

Add Your Card

Tap "Add Your Card"

Choose "Fort Frances Public Library"

Enter your library card number



CHECKING OUT BOOKS

Search the catalog

Search the catalog...



Tap a book

Tap "Borrow"

Borrow

Read Sample

Tag



Tap "Borrow!"

You have borrowed
The Child
from Ontario Library Service Consortium
for 14 days.

Tap "Open Book"



Keep Browsing

Go to Shelf

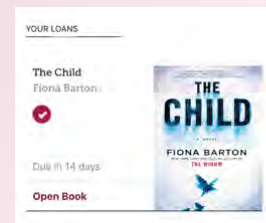
READING BOOKS

Tap "Shelf"

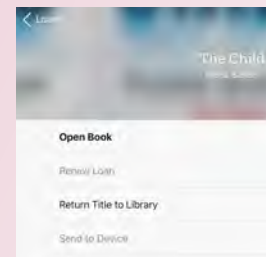


Loans Holds Tags Activity

Tap "Loans"



Tap a book



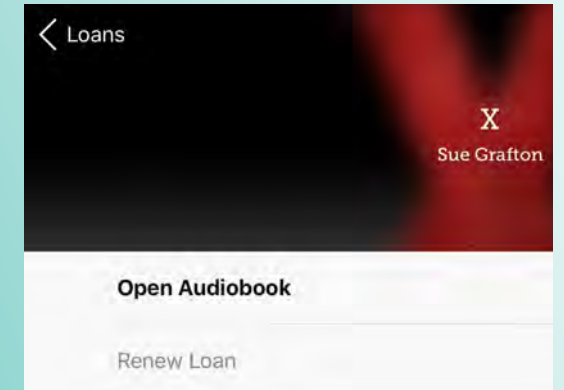
Tap "Open Book"



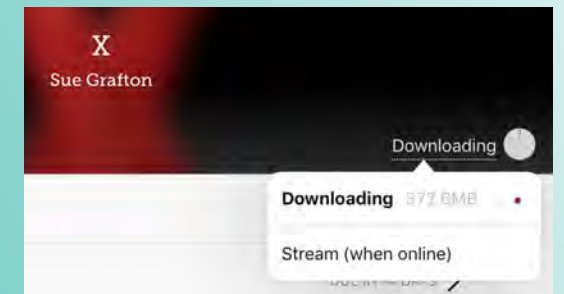
Swipe or tap on the right to advance pages

LISTENING TO AUDIOBOOKS

Open an Audiobook



Let the audiobook download



Tap the play button

